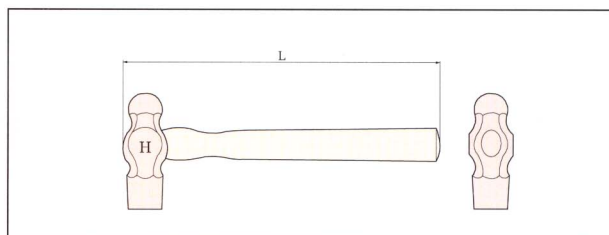
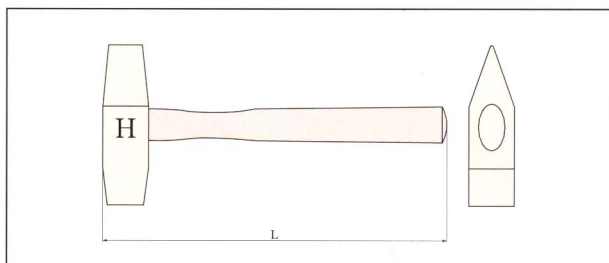


Hammer Ball Pein



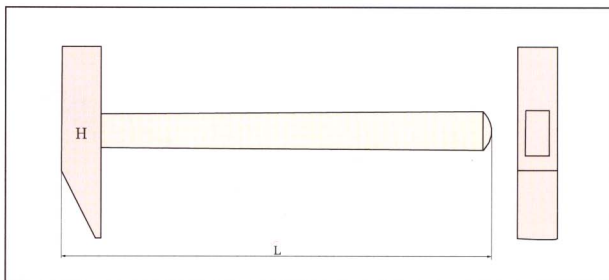
Number	H g	L mm	g
187-1002	230	280	403
187-1004	340	280	502
187-1006	450	310	680
187-1008	680	340	950
187-1010	910	350	1205
187-1012	1130	400	1470

Hammer, Cutoff



Number	H g	L mm	g
188-1002	450	310	650

Hammer, Pein



Number	H g	L mm	g
189-1002	250	330	461
189-1004	300	330	570