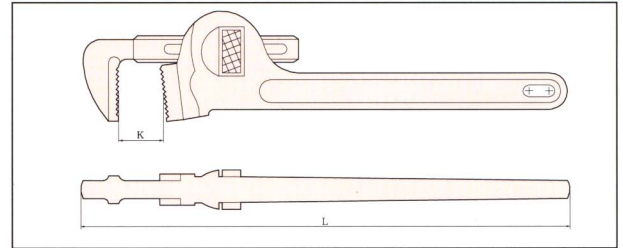

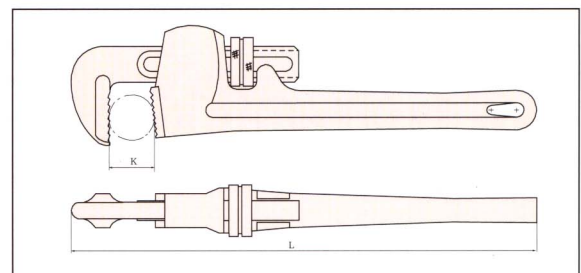


Wrench, Pipe



Number	L mm	K mm	Be-Cu g	Al-Cu g
130-1002	200	25	420	380
130-1004	250	30	615	560
130-1006	300	40	880	801
130-1008	350	50	1180	1080
130-1010	450	60	1590	1450
130-1012	600	75	3395	3105
130-1014	900	85	6600	6005
130-1016	1200	110	12500	11405

Wrench, Pipe (American Type)



Number	L mm	K mm	Be-Cu g	Al-Cu g
131-1002	200	25	510	465
131-1004	250	30	845	770
131-1006	300	40	1280	1170
131-1008	350	50	1675	1530
131-1010	450	60	2650	2420
131-1012	600	75	3950	3610